



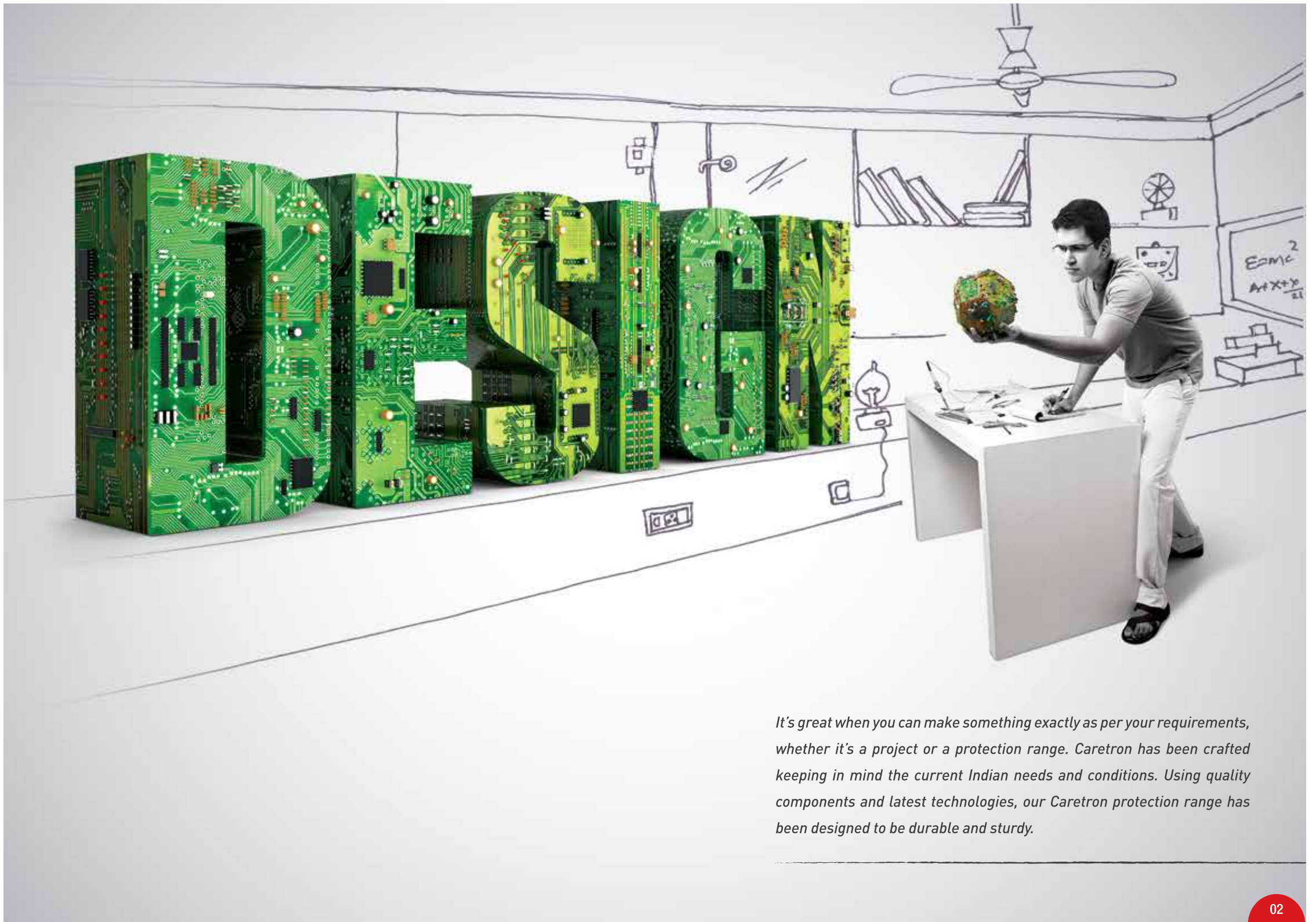
CaretronTM

Made for India

Indo Asian is not a new name when it comes to safeguarding India's happiness. With over 55 years of experience, we are a trusted brand that has changed with the changing Indian conditions. Indo Asian provides complete protection through an extensive range of products.

As believers of innovation, we give you products with quality and performance that offer value for your money. Our Caretron range has been designed specifically after studying the Indian electrical needs, to give modern India the protection it deserves.

Crafted with quality components and innovative technology, Caretron lives up to its name by ensuring a shock-free environment for Indian homes, and treating your electrical goods with the care they need. A combination of quality design and value for money, Caretron is a sensible choice that has been made just for India.



It's great when you can make something exactly as per your requirements, whether it's a project or a protection range. Caretron has been crafted keeping in mind the current Indian needs and conditions. Using quality components and latest technologies, our Caretron protection range has been designed to be durable and sturdy.



In this fast-paced life, we understand the importance of safety. While one speeds ahead on the roads of daily struggles and progress, wearing a helmet ensures safety and protection. Just like a helmet, the new Caretron range is built to ensure a safe and protected environment.



After a certain age, it's our experience that speaks for us. Having known the world and witnessed the change, we know what to trust. Just like a walking stick- the one thing we don't mind relying on, because it supports us and is our everyday reliance. Similarly, Indo Asian, with its extensive experience has been reinventing itself, staying reliable and relevant in the changing conditions of India. Staying up-to-date, we now present the Caretron range, engineered specifically to match the requirements of new India.



Whether you're a child buying a balloon or an adult contemplating electrical protection, it's always best to have a variety of products to meet your every requirement. For protection requirements, Caretron offers you a wide spectrum of products ranging from MCBs, Isolators, RCCBs to DBs, ensuring complete and all-round protection.

Caretron Features


Range

The Caretron range offers you a wide variety of products like MCBs, Isolators and RCCBs, ensuring end-to-end safety.



ISI / CE Marking

The ISI marking on our Caretron range guarantees the quality tests our products have been through, making it a dependable choice.



Improved Mechanism

The Caretron range promises quality at a reasonable price. Its simple design and fine quality components assure long-lasting performance.



IP 20 Protected Terminals

Understanding the importance of safety, our Caretron range is built in such a way, that all the active and live parts are away from human reach, ensuring operator's safety.



Caretron Features

Bi- Connect Terminals

The Caretron range provides flexibility when it comes to connection. It gives you the option to connect either by using a busbar or a cable.




Clear Markings

The Caretron range has been printed using the latest technology to give a clear and long-lasting front face marking. The technical parameters, On/Off symbols along with the brand and the range name, have been clearly marked on the entire range. This marking also helps enhance the design appeal of this range.



Dual Position Clamp

The dual position clamp on the top of our Caretron range provides ease of installation. The ergonomically designed clamp is long-lasting and durable.



Terminal Size

The terminal size in our Caretron range is adapted for convenience and flexibility while wiring. The terminals are designed to hold cables tightly which avoids loose connection.



Caretron Features

Innovative Design

The best designs blend well with its surroundings, like our distribution boards. The rounded edges make the boards look elegant thereby complimenting your decor.



Long Lasting Sliding Knob

The knob slides smoothly with just the push of your finger. Plastic material also assures rust free and long lasting knobs.




Box Insertion Mark

The products have insertion marks that help the mason to identify the brick and the plaster levels clearly, thus ensuring error free installation. The right hand side mark indicates the brick level and the left hand side mark indicates the plaster level.



Key Type Mounting Holes

The key type mounting holes make it easier to mount the distribution board on the walls. It gives you the flexibility to use either screws or nails according to your needs.



Caretron Features

Circuit Identification Label

The labels are provided with every distribution board to make it easier for users to identify the modular device linked to a particular circuit.




Detachable Gland Plate

Each distribution board, depending on its size has certain number of knockouts to accommodate conduits. But in case you want to add more or bigger conduits, Caretron distribution boards facilitate removal of gland plate to accommodate conduits.



Neutral Link

The neutral link mounted on raised brackets helps in easy wiring of the neutral without messing up the wires in the distribution board.



Earth Link

Safety being an uncompromising factor, proper earthing has been provided to take loads safely.



Adjustable DIN Rail

This provides flexibility by allowing you to adjust the DIN channel for proper fitment of cover or frame of distribution board.



Power Loss

Circuit breakers B and C curves									
Rated Current	06A	10A	16A	20A	25A	32A	40A	50A	63A
Power Loss Per Pole (Watts)	0.85	1.7	2.7	2.9	3.2	4.4	4.5	5.5	6.5

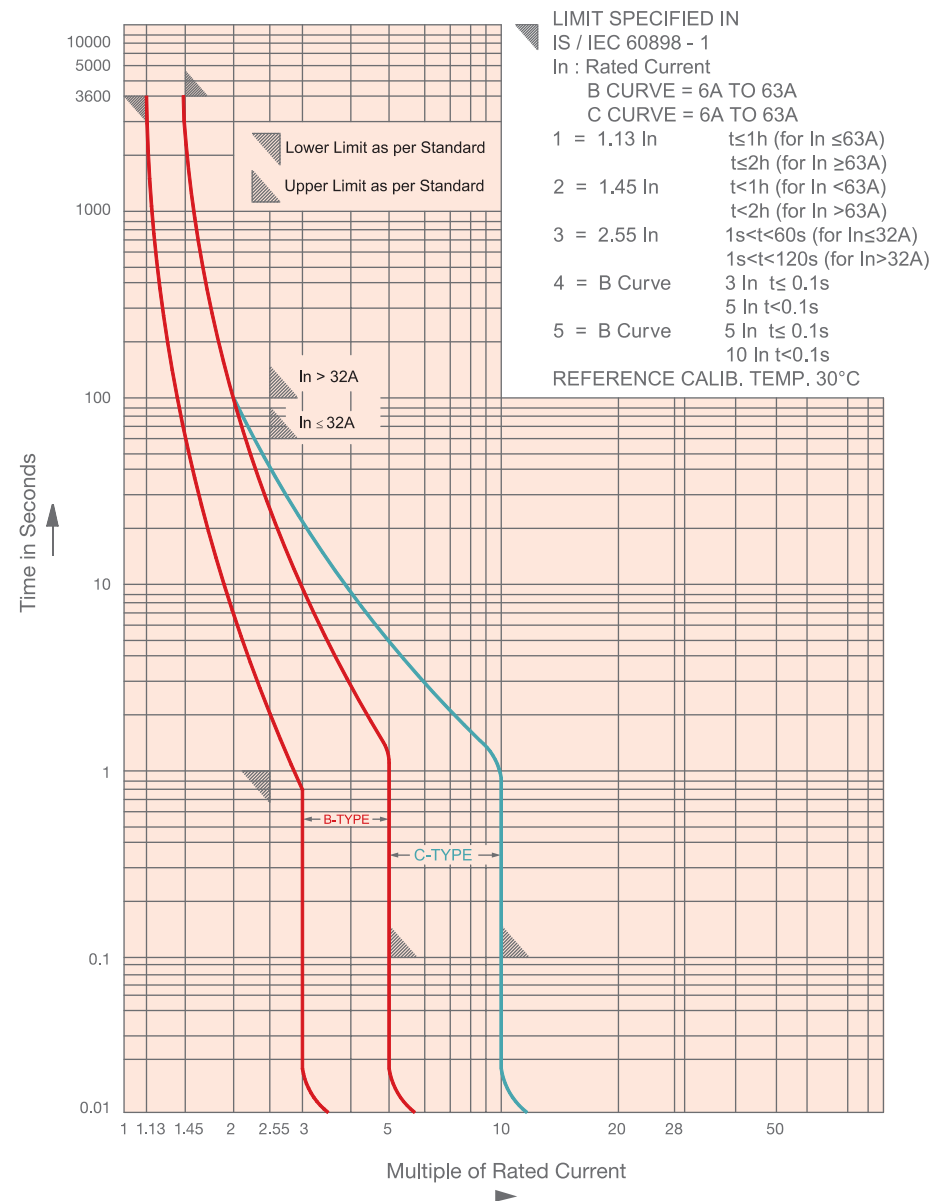
De-rating of circuit-breakers:

In (A)	Ambient Temperature / In									
	- 25°C	-10°C	0°C	10°C	20°C	30°C	40°C	50°C	60°C	70°C
6	7.5	7	6.6	6.4	6.2	6	5.8	5.6	5.4	5.3
10	12.5	11.5	11.1	10.7	10.3	10	9.7	9.3	9	8.7
16	20	18.7	18	17.3	16.6	16	15.4	14.7	14.1	13.5
20	25	23.2	22.4	21.6	20.8	20	19.2	18.4	17.6	16.8
25	31.5	29.5	28.3	27.2	26	25	24	22.7	21.7	20.7
32	41	37.8	36.5	34.9	33.3	32	30.7	29.1	27.8	26.5
40	51	48	46	44	42	40	38	36	34	32
50	64	60	57.5	55	52.5	50	47.5	45	42.5	40
63	80.6	75.6	72.5	69.9	66.1	63	59.8	56.1	52.9	49.7

Reference temperature: 30°C according to standard IS/IEC 60898-1

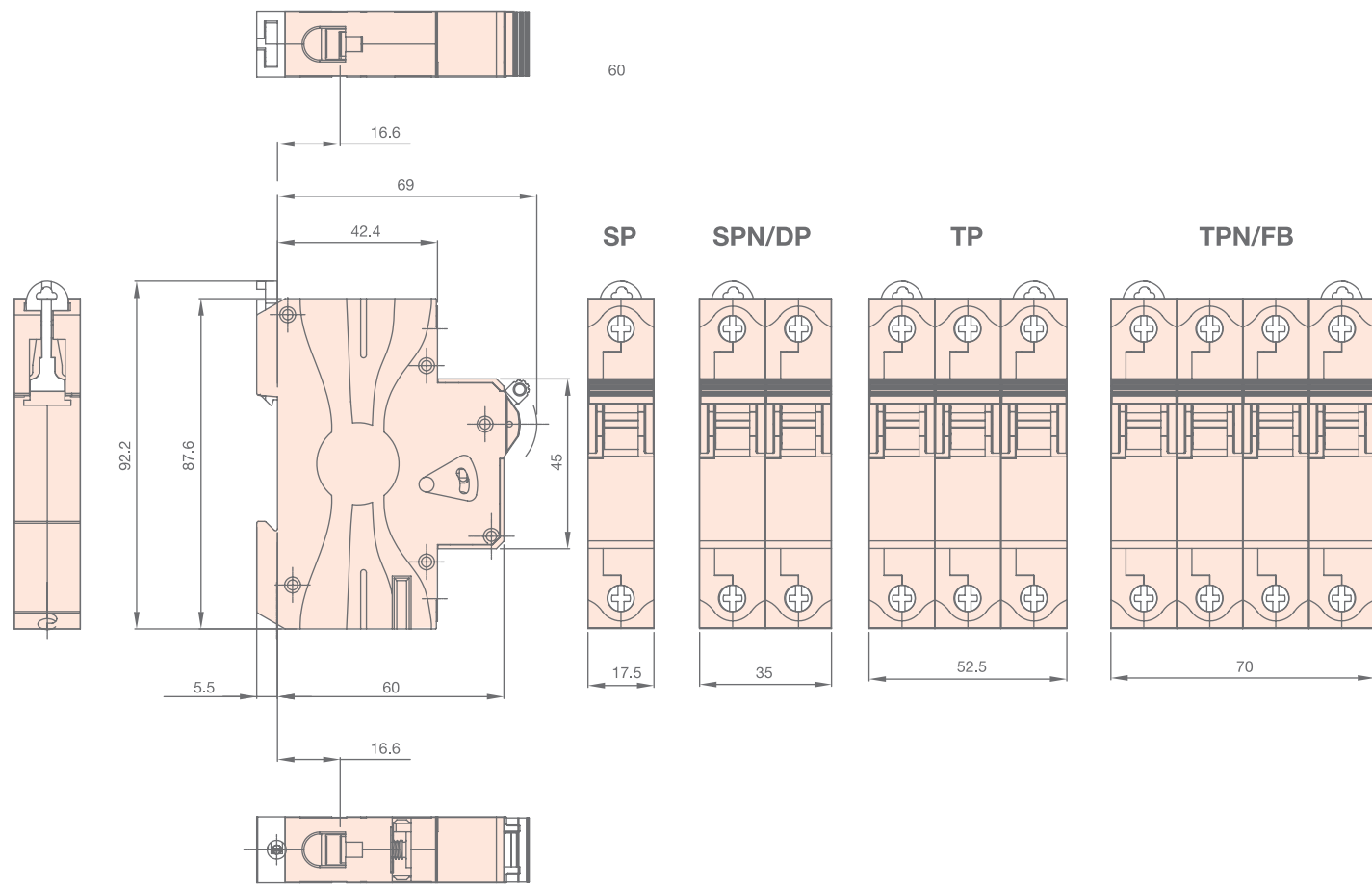
Technical Characteristics

Tripping Characteristics Curve: Type - B & C



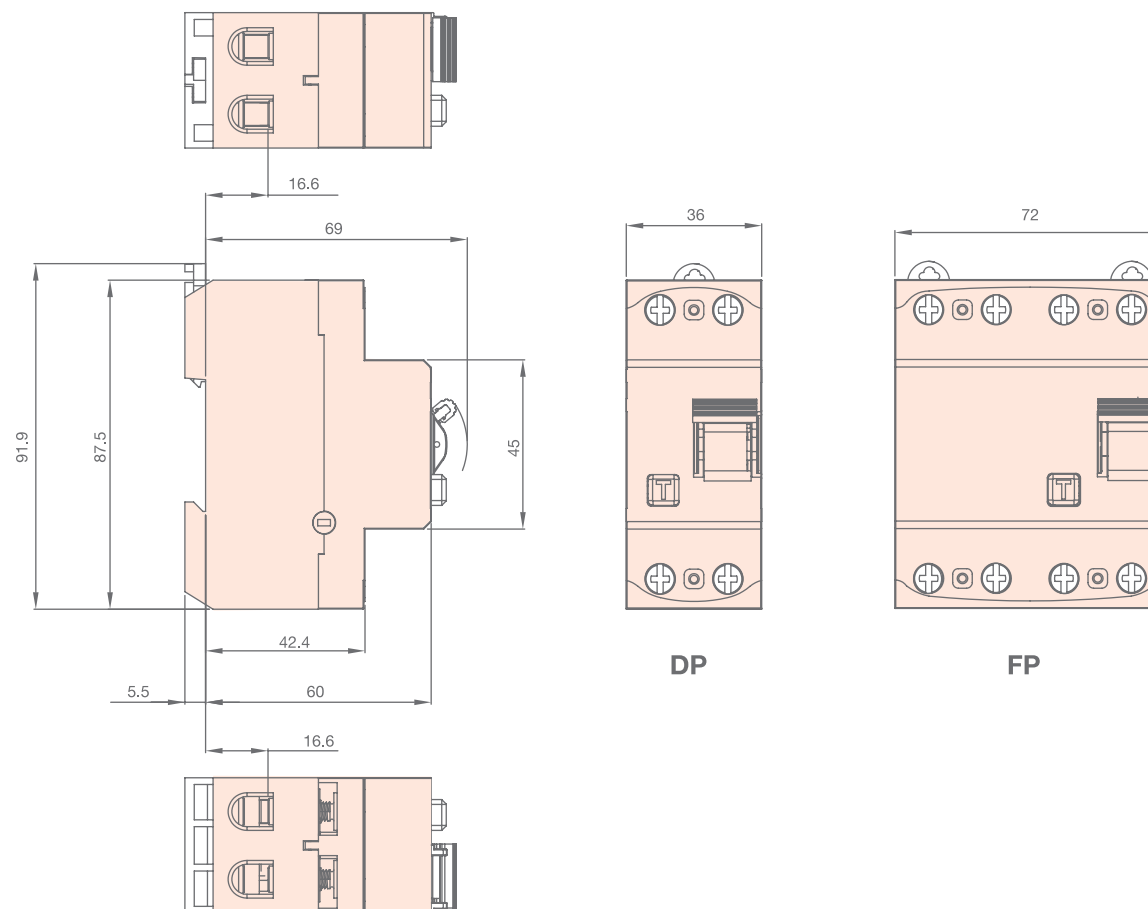
Dimensions

Miniature Circuit Breaker & Isolator



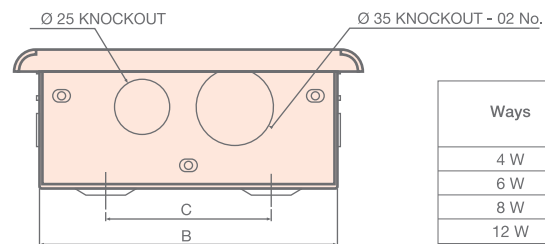
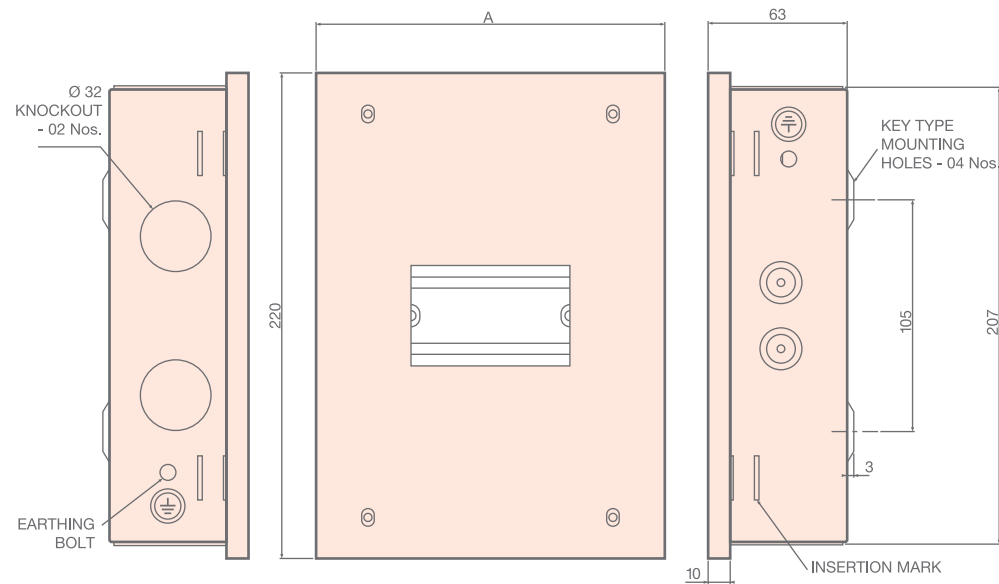
Dimensions

Residual Current Circuit Breaker



Dimensions

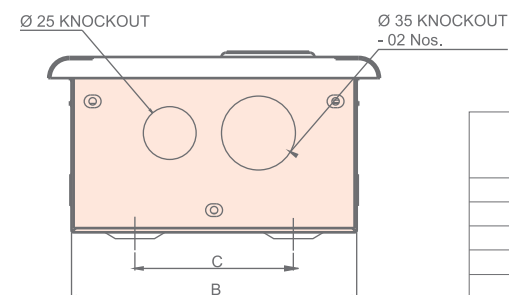
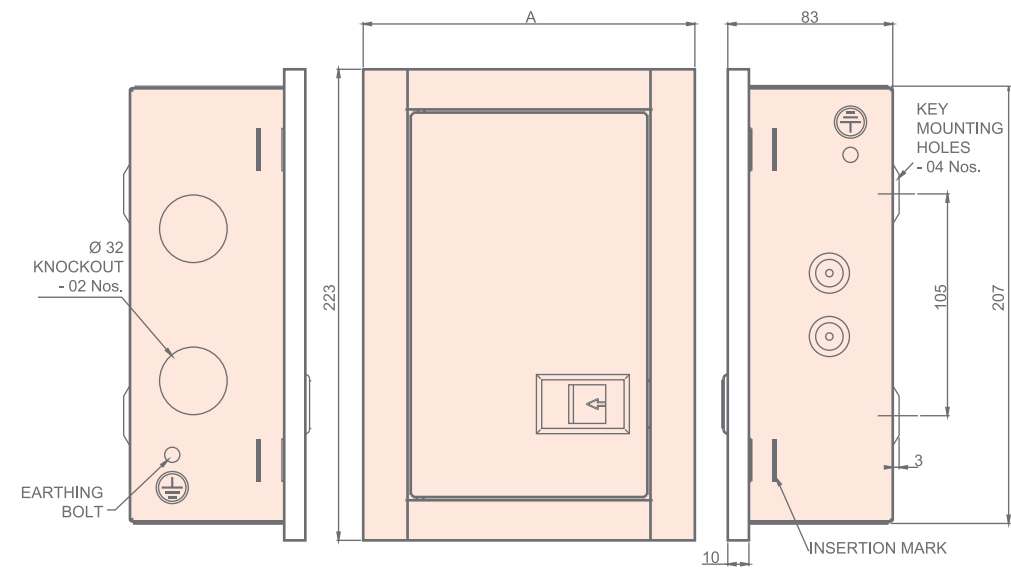
SPN SD



Ways	A	B	C	No. of Knockouts of Ø 25
				Top & Bottom Side
4 W	158	135	75	1
6 W	193	170	110	2
8 W	228	205	145	3
12 W	298	275	215	5
16 W	368	345	285	6

General Tolerance : ±2.0 mm

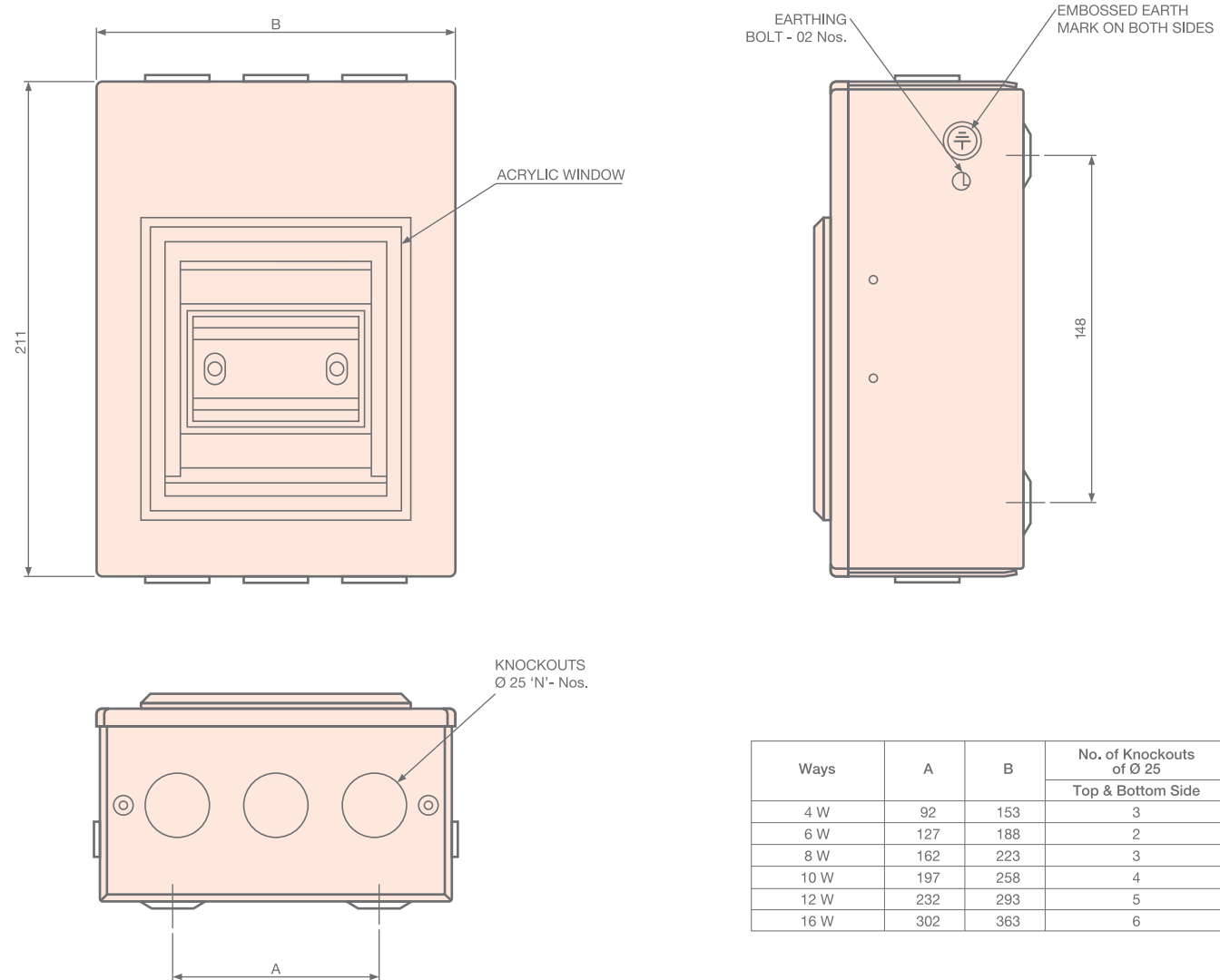
SPN DD



Ways	A	B	C	No. of Knockouts of Ø 25
				Top & Bottom Side
4 W	158	135	75	1
6 W	193	170	110	2
8 W	228	205	145	3
12 W	298	275	215	4
16 W	368	345	285	6

Dimensions

SPN Acrylic

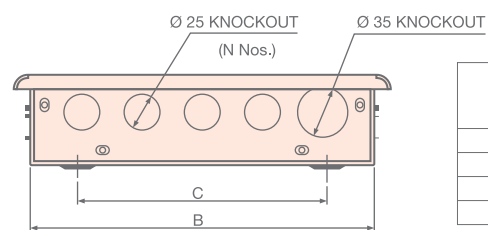
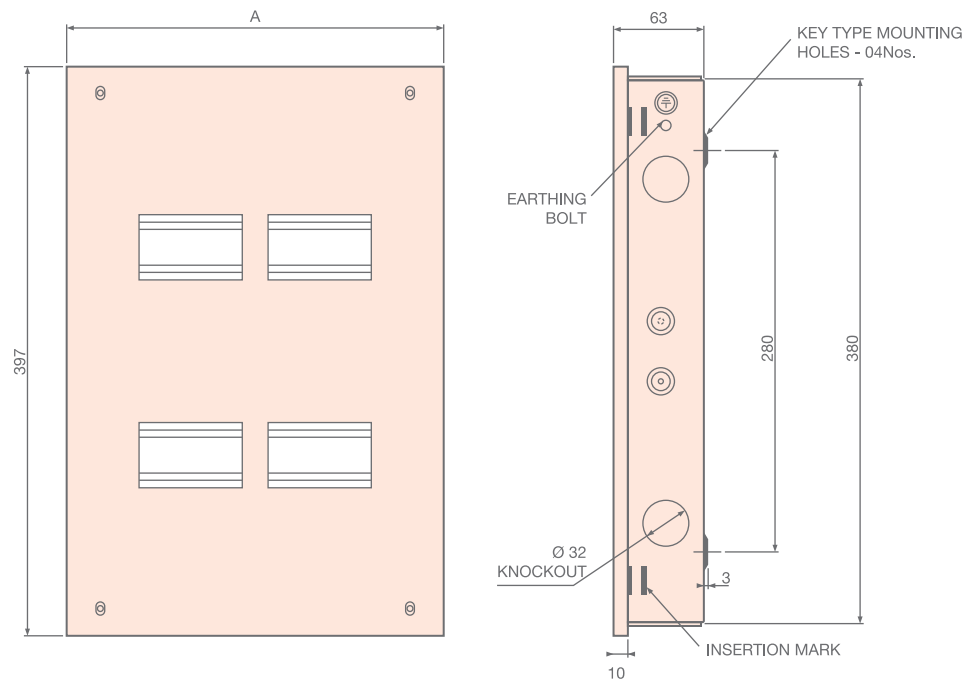


General Tolerance : ± 2.0 mm

Ways	A	B	No. of Knockouts of Ø 25
			Top & Bottom Side
4 W	92	153	3
6 W	127	188	2
8 W	162	223	3
10 W	197	258	4
12 W	232	293	5
16 W	302	363	6

Dimensions

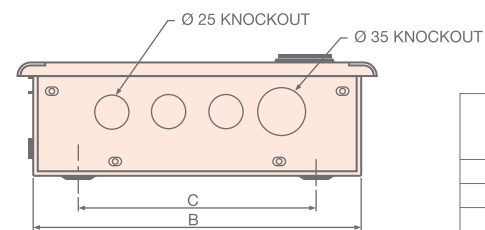
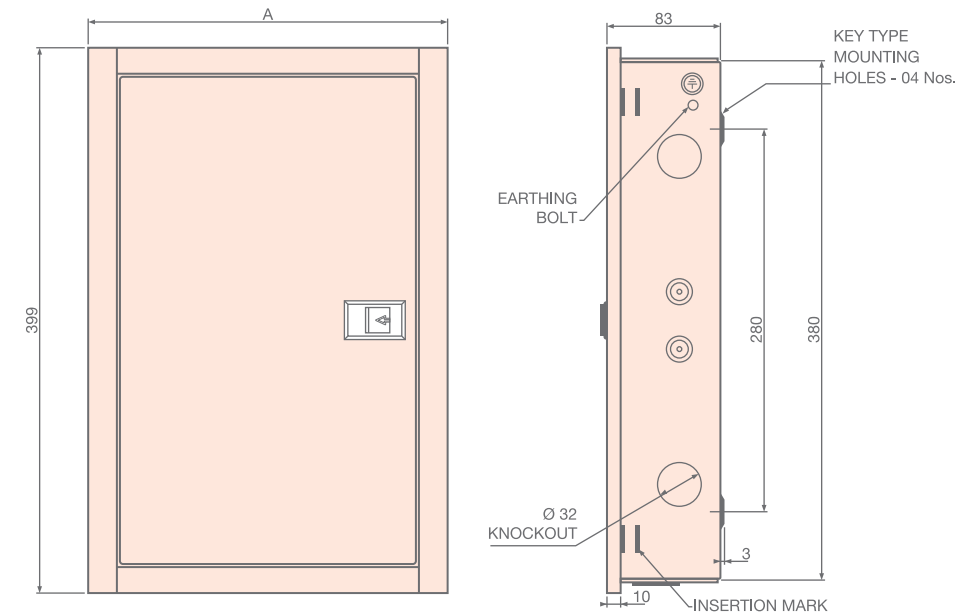
TPN SD



Ways	A	B	C	No. of Knockouts of Ø 25
				Top & Bottom Side
4W 4P I/C	263	240	174	4
6W 4P I/C	338	315	249	5
8W 8P I/C	423	400	334	7
12W 8P I/C	583	560	494	10

General Tolerance : ±2.0 mm

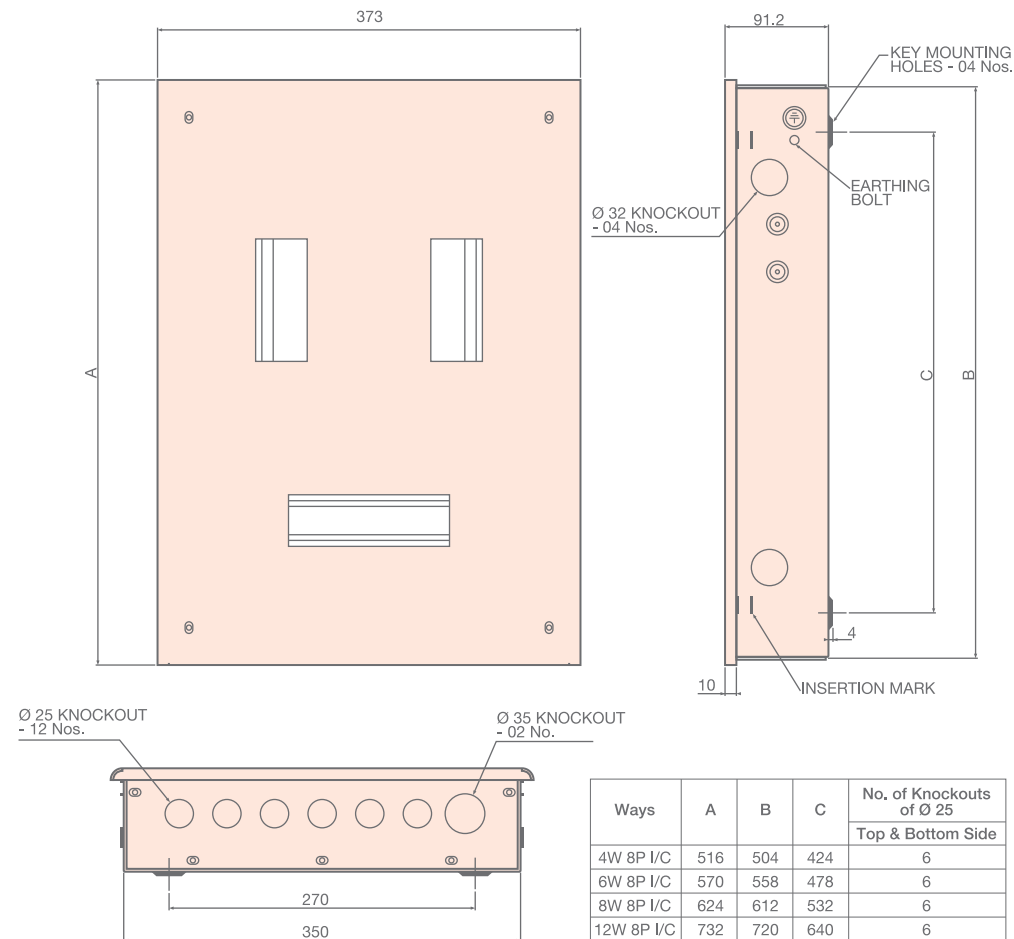
TPN DD



Ways	A	B	C	No. of Knockouts of Ø 25
				Top & Bottom Side
4W 4P I/C	263	240	174	3
6W 4P I/C	338	315	249	5
8W 8P I/C	423	400	334	7
12W 8P I/C	583	560	494	10

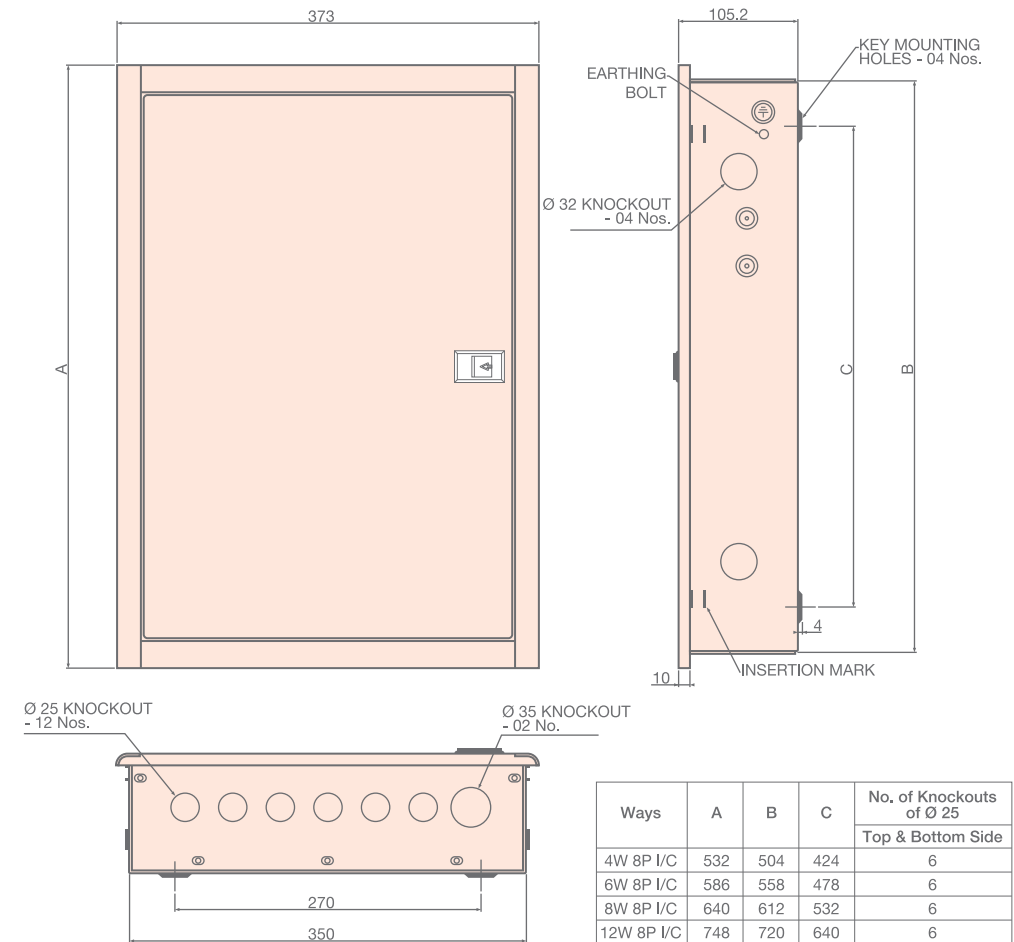
Dimensions

VTPN MCB Incomer SD



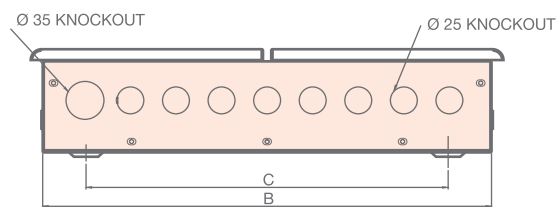
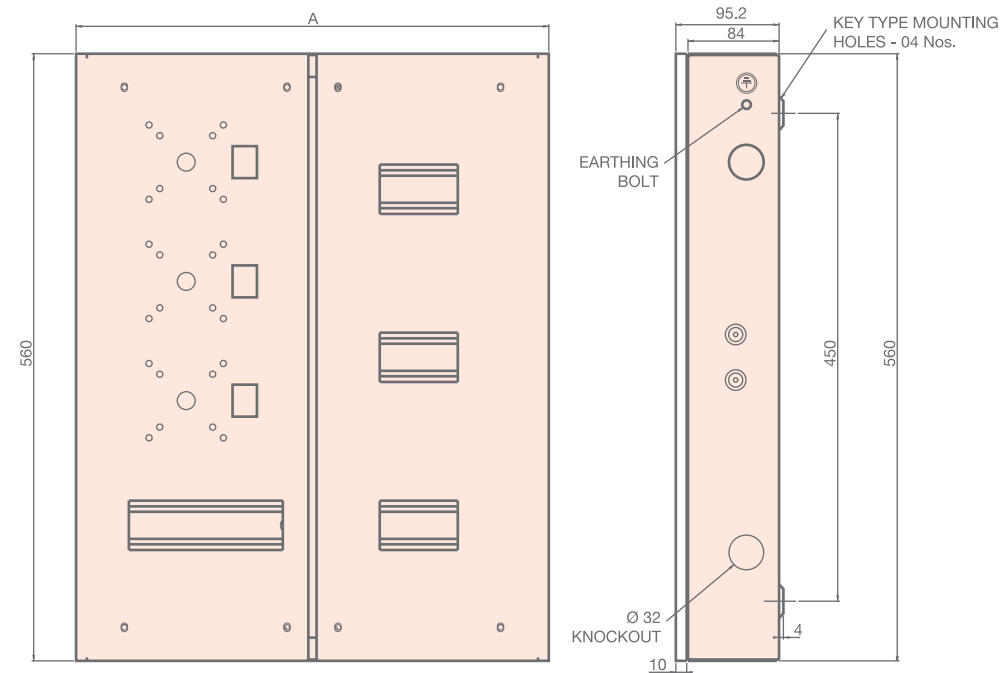
General Tolerance : ±2.0 mm

VTPN MCB Incomer DD



Dimensions

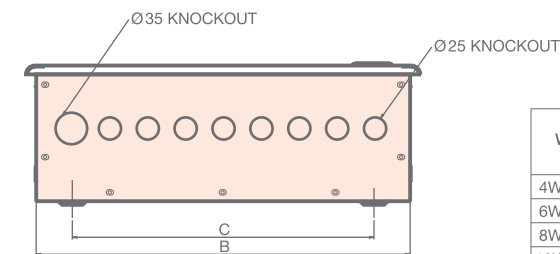
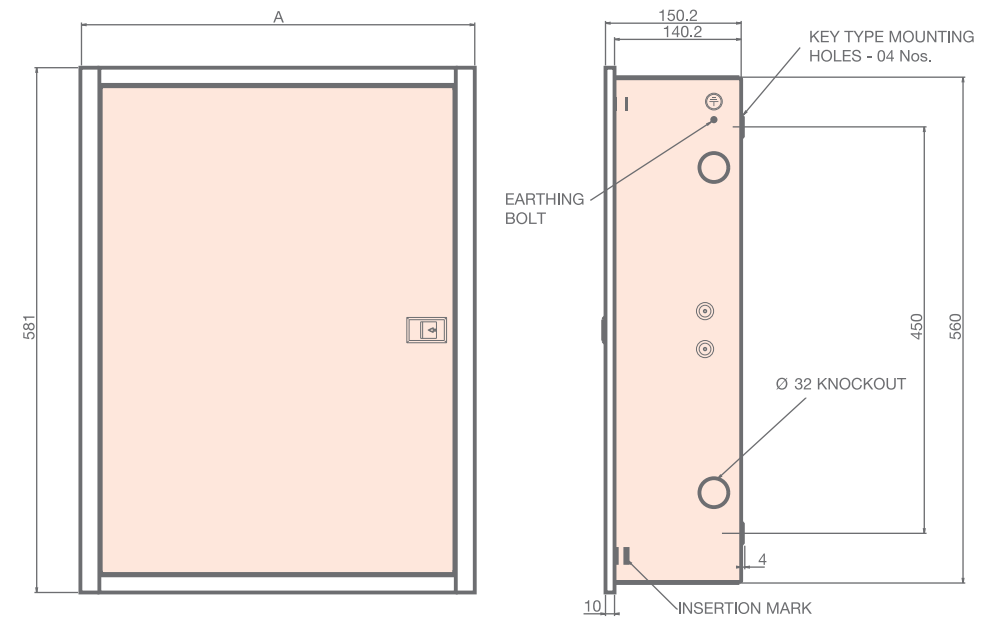
Phase Selector SD Bare



Ways	A	B	C	No. of Knockouts of Ø 25
				Top & Bottom Side
4W 4P I/C	436	414	334	8
6W 4P I/C	472	450	370	8
8W 8P I/C	508	486	406	8
12W 8P I/C	580	558	478	11

General Tolerance : ± 2.0 mm

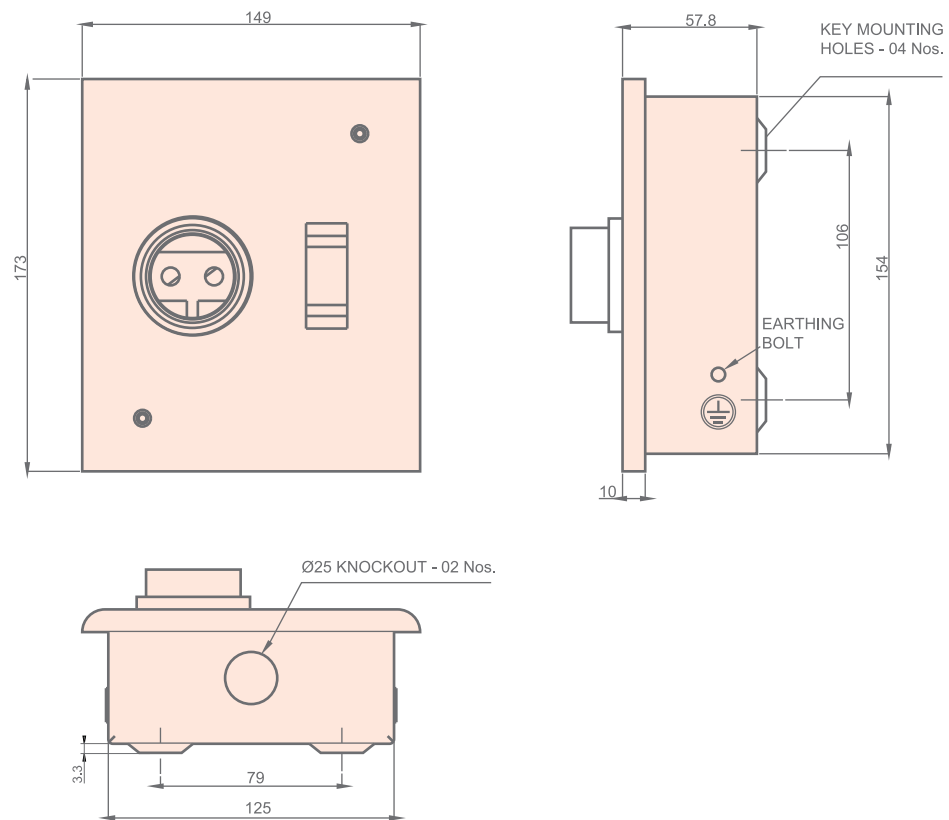
Phase Selector DD Bare



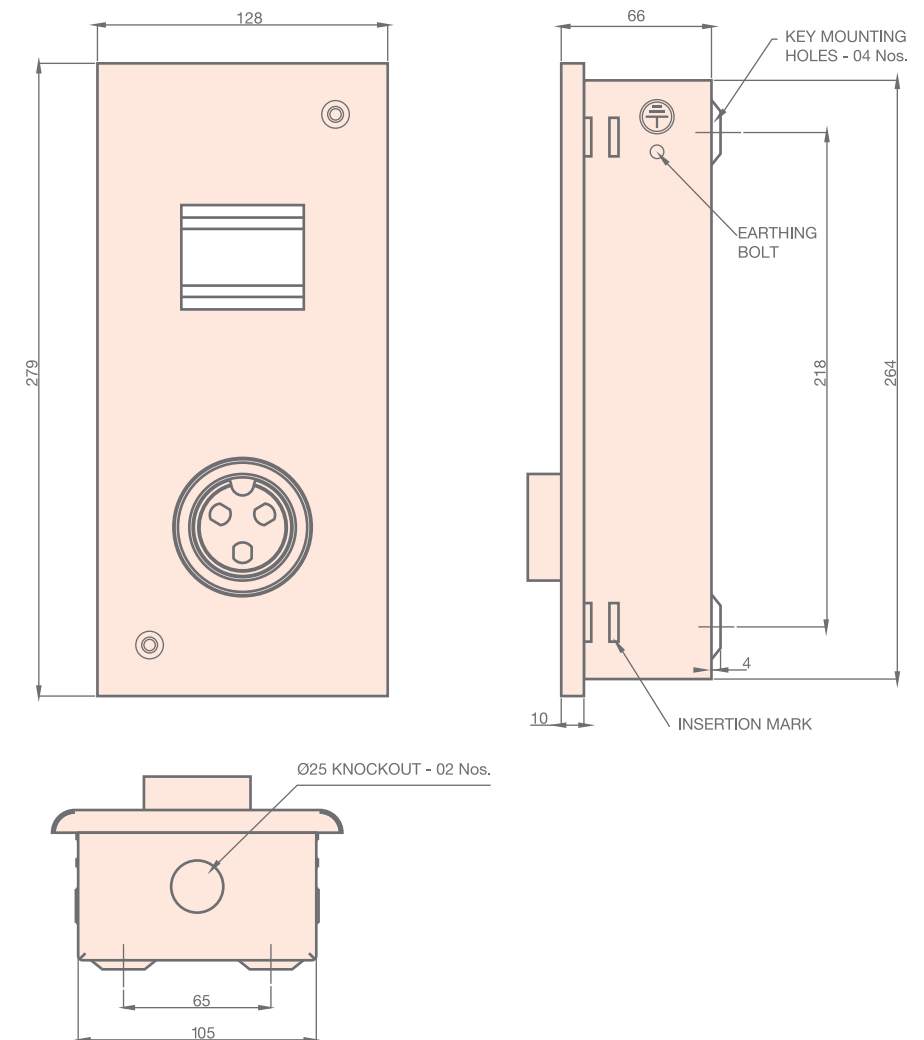
Ways	A	B	C	No. of Knockouts of Ø 25
				Top & Bottom Side
4W 4P I/C	436	414	334	8
6W 4P I/C	472	450	370	8
8W 8P I/C	508	486	406	8
12W 8P I/C	580	558	478	11

Dimensions

Plastic Plug & Socket Box 20A SP & 20A DP

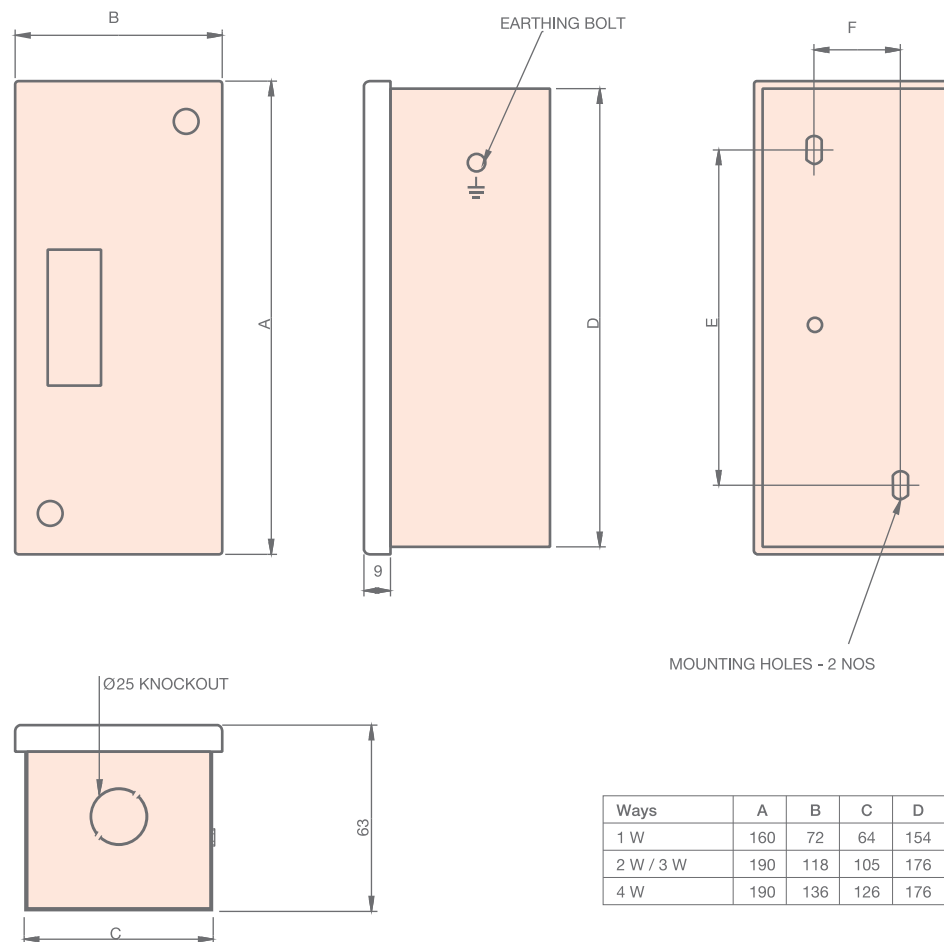


Metal Plug & Socket Box 20A & 32A TP



Dimensions

Metal Enclosure

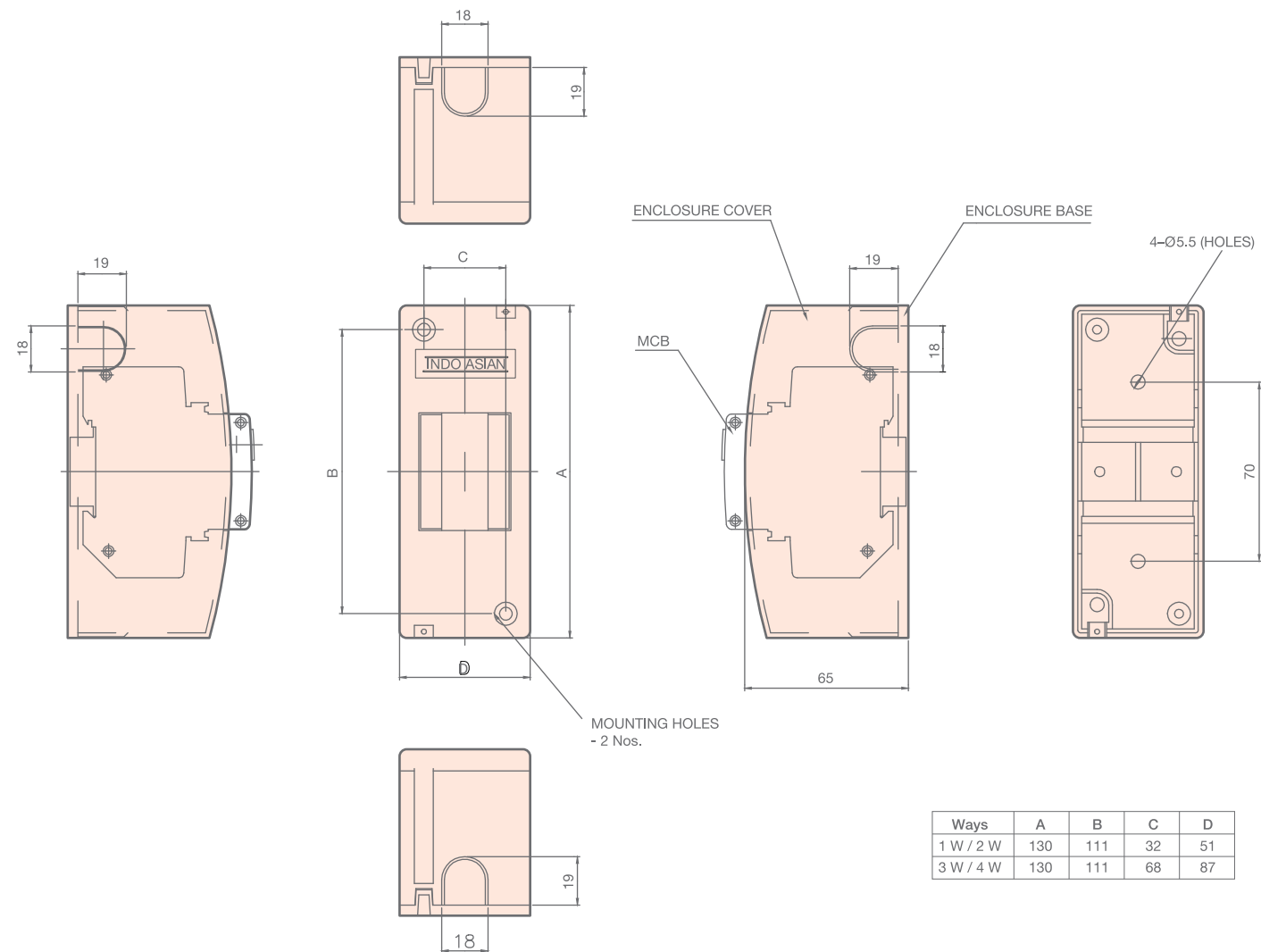


Ways	A	B	C	D	E	F
1 W	160	72	64	154	113	29
2 W / 3 W	190	118	105	176	143	70
4 W	190	136	126	176	143	91

General Tolerance : ± 2.0 mm

Dimensions

Plastic Enclosure



Ways	A	B	C	D
1 W / 2 W	130	111	32	51
3 W / 4 W	130	111	68	87

General Tolerance : ± 2.0 mm

Miniature Circuit Breaker - MCB

- ISI / CE Marked as per IS/IEC 60898 - 1
- Degree of Protection IP 20
- 25 sq. mm Terminals
- Breaking Capacity 6kA
- Bi-Connect Terminals
- Positive Isolation
- Frequency 50Hz
- Operating Voltage 240V / 415V AC, 60V DC per Pole



**B Curve
Single Pole**

Cat. Nos.	Rating (A)	Pack
810000	6	1/12/180
810001	10	1/12/180
810002	16	1/12/180
810003	20	1/12/180
810004	25	1/12/180
810005	32	1/12/180
810006	40	1/12/180
810007	50	1/12/180
810008	63	1/12/180



**B Curve
Double Pole**

Cat. Nos.	Rating (A)	Pack
810018	6	1/6/90
810019	10	1/6/90
810020	16	1/6/90
810021	20	1/6/90
810022	25	1/6/90
810023	32	1/6/90
810024	40	1/6/90
810025	50	1/6/90
810026	63	1/6/90



**B Curve
Single Pole Neutral**

Cat. Nos.	Rating (A)	Pack
810009	6	1/6/90
810010	10	1/6/90
810011	16	1/6/90
810012	20	1/6/90
810013	25	1/6/90
810014	32	1/6/90
810015	40	1/6/90
810016	50	1/6/90
810017	63	1/6/90



**C Curve
Single Pole**

Cat. Nos.	Rating (A)	Pack
810054	6	1/12/180
810055	10	1/12/180
810056	16	1/12/180
810057	20	1/12/180
810058	25	1/12/180
810059	32	1/12/180
810060	40	1/12/180
810061	50	1/12/180
810062	63	1/12/180

Miniature Circuit Breaker - MCB

- ISI / CE Marked as per IS/IEC 60898 -1
- Degree of Protection IP 20
- 25 sq. mm Terminals
- Breaking Capacity 6kA
- Bi-Connect Terminals
- Positive Isolation
- Frequency 50Hz
- Operating Voltage 240V / 415V AC, 60V DC per Pole



**C Curve
Single Pole Neutral**

Cat. Nos.	Rating (A)	Pack
810063	6	1/6/90
810064	10	1/6/90
810065	16	1/6/90
810066	20	1/6/90
810067	25	1/6/90
810068	32	1/6/90
810069	40	1/6/90
810070	50	1/6/90
810071	63	1/6/90



**C Curve
Three Pole**

Cat. Nos.	Rating (A)	Pack
810081	6	1/4/60
810082	10	1/4/60
810083	16	1/4/60
810084	20	1/4/60
810085	25	1/4/60
810086	32	1/4/60
810087	40	1/4/60
810088	50	1/4/60
810089	63	1/4/60



**C Curve
Double Pole**

Cat. Nos.	Rating (A)	Pack
810072	6	1/6/90
810073	10	1/6/90
810074	16	1/6/90
810075	20	1/6/90
810076	25	1/6/90
810077	32	1/6/90
810078	40	1/6/90
810079	50	1/6/90
810080	63	1/6/90



**C Curve
Three Pole Neutral**

Cat. Nos.	Rating (A)	Pack
810090	6	1/3/45
810091	10	1/3/45
810092	16	1/3/45
810093	20	1/3/45
810094	25	1/3/45
810095	32	1/3/45
810096	40	1/3/45
810097	50	1/3/45
810098	63	1/3/45

Miniature Circuit Breaker - MCB



C Curve Four Pole

Cat. Nos.	Rating (A)	Pack
810099	6	1/3/45
810100	10	1/3/45
810101	16	1/3/45
810102	20	1/3/45
810103	25	1/3/45
810104	32	1/3/45
810105	40	1/3/45
810106	50	1/3/45
810107	63	1/3/45

Isolator

- Conforms to IEC 60947-3
- Degree of Protection IP 20
- Bi-Connect Terminals
- 25 sq. mm Terminals
- Positive Isolation



Double Pole

Cat. Nos.	Rating (A)	Pack
810130	40	1/6/90
810131	63	1/6/90



Three Pole

Cat. Nos.	Rating (A)	Pack
810132	40	1/4/60
810133	63	1/4/60



Four Pole

Cat. Nos.	Rating (A)	Pack
810134	40	1/3/45
810135	63	1/3/45

Residual Current Circuit Breaker - RCCB

- ISI/CE marked as per IS/IEC 12640-1
- Degree of Protection IP 20
- Bi-Connect Terminals
- Rated Conditional Short Circuit Current, I_{nc} 6kA
- 25 sq. mm Terminals



Double Pole

Cat. nos.	Rating (A)	Sensitivity	Pack
810150	25	30 mA	1/6/90
810153	25	100 mA	1/6/90
810156	25	300 mA	1/6/90
810151	40	30 mA	1/6/90
810154	40	100 mA	1/6/90
810157	40	300 mA	1/6/90
810152	63	30 mA	1/6/90
810155	63	100 mA	1/6/90
810158	63	300 mA	1/6/90



Four Pole

Cat. nos.	Rating (A)	Sensitivity	Pack
810159	25	30 mA	1/3/45
810162	25	100 mA	1/3/45
810165	25	300 mA	1/3/45
810160	40	30 mA	1/3/45
810163	40	100 mA	1/3/45
810166	40	300 mA	1/3/45
810161	63	30 mA	1/3/45
810164	63	100 mA	1/3/45
810167	63	300 mA	1/3/45

Distribution Boards


- Innovative Design
- Box Insertion Marks


- Degree of Protection IP 30 & IP 42
- Circuit Identification Label


- Detachable Gland Plate
- Neutral Link


- Attractive Pearl Shade
- Earth Link


- Tin Plated Copper Bus Bar


 SPN Single Door	Cat. Nos.	No. of Way	Incomer + Outgoing	Pack
	810311	4	4	1/19
	810312	6	6	1/18
	810313	8	8	1/13
	810315	12	12	1/11
	810316	16	16	1/9

 TPN Single Door	Cat. Nos.	No. of Way	Incomer + Outgoing	Pack
	810327	4	12 + 4	1/8
	810329	6	18 + 4	1/5
	810331	8	24 + 8	1/4
	810332	12	36 + 8	1/4

 SPN Double Door	Cat. Nos.	No. of Way	Incomer + Outgoing	Pack
	810319	4	4	1/14
	810320	6	6	1/12
	810321	8	8	1/10
	810323	12	12	1/9
	810324	16	16	1/7

 TPN Double Door	Cat. Nos.	No. of Way	Incomer + Outgoing	Pack
	810336	4	12 + 4	1/6
	810338	6	18 + 4	1/4
	810340	8	24 + 8	1/3
	810341	12	36 + 8	1/3

 SPN Acrylic	Cat. Nos.	No. of Way	Incomer + Outgoing	Pack
	810345	4	4	1/12
	810346	6	6	1/12
	810347	8	8	1/8
	810348	10	10	1/8
	810349	12	12	1/8
	810350	16	16	1/6

 VTPN MCB Incomer Single Door	Cat. Nos.	No. of Way	Incomer + Outgoing	Pack
	810353	4	12 + 8	1/NA
	810354	6	18 + 8	1/NA
	810355	8	24 + 8	1/NA
	810356	12	36 + 8	1/NA

Distribution Boards

- Innovative Design
- Box Insertion Marks

- Degree of Protection IP 30 & IP 42
- Circuit Identification Label

- Detachable Gland Plate
- Neutral Link

- Attractive Pearl Shade
- Earth Link

- Tin Plated Copper Bus Bar



**VTPN MCB
Incomer Double Door**

Cat. Nos.	No. of Way	Incomer + Outgoing	Pack
810359	4	12 + 8	1/NA
810360	6	18 + 8	1/NA
810361	8	24 + 8	1/NA
810362	12	36 + 8	1/NA



Plug & Socket Box

Cat. Nos.	No. of Way	Incomer + Outgoing	Pack
810393	20A SP (with 20A SP 'C' MCB)	1	1/24
810394	20A DP (with 20A DP 'C' MCB)	2	1/24
810309	20A TP	3	1/8
810310	32A TP	3	1/8



**Phase Selector
Bare Single Door**

Cat. Nos.	No. of Way	Incomer + Outgoing	Pack
810365	4	12 + 8	1/NA
810366	6	18 + 8	1/NA
810367	8	24 + 8	1/NA
810368	12	36 + 8	1/NA



Metal Enclosure

Cat. Nos.	No. of Way	Incomer + Outgoing	Pack
810302	1	1	1/60
810303	2	2	1/36
810304	3	3	1/36
810305	4	4	1/32



**Phase Selector
Bare Double Door**

Cat. Nos.	No. of Way	Incomer + Outgoing	Pack
810371	4	12 + 8	1/NA
810372	6	18 + 8	1/NA
810373	8	24 + 8	1/NA
810374	12	36 + 8	1/NA



Plastic Enclosure

Cat. Nos.	No. of Way	Incomer + Outgoing	Pack
810300	1 & 2	1 / 2	1/5/45
810301	3 & 4	3 / 4	1/3/27

CORPORATE OFFICE: B-24, Phase - II, Noida - 201305, U.P., India Ph.: +91-120-3853000 Fax: +91-120-3853002 E-mail: sales@indoasian.com, international@indoasian.com Website: www.indoasian.com

CONSUMER CARE SUPPORT EXECUTIVE: B-24, Phase - II, Noida - 201305, U.P., India Ph.: +91-120-3042222 E-mail: feedback@indoasian.com

NORTH	SOUTH	WEST	EAST	
<p>CHANDIGARH S.C.O.-11, 2nd Floor, Madhya Marg, Sector-26, Chandigarh-160002 Ph.: 0172-3934651-64 Telefax: 0172-3934656 E-Mail: in-chandigarh-office@indoasian.com</p>	<p>BANGALORE 402, 4th Floor, Blue Cross Chambers, Infantry Road Cross, Bangalore-560001 Ph.: 080-25585043, 25591677 Fax: 080-25591546 E-Mail: in-bangalore-office@indoasian.com</p>	<p>AHMEDABAD 203-204, Shreedhar Avenue, 11, Sardar Patel Colony, Near Sardar Patel Statue, Naranpura, Ahmedabad-380014 Ph.: 079-30002092-94 Fax: 079-27680439 E-Mail: in-ahmedabad-office@indoasian.com</p>	<p>MUMBAI G-6, Nahar & Seth Industrial Estate, Chakala, Andheri East, Mumbai-400099 Ph.: 022-28390072, 28301987 Fax: 022-66922831 E-Mail: in-mumbai-office@indoasian.com</p>	<p>KOLKATA "Raikva Building" Room No. 8, 2nd Floor, 3A Ram Mohan Garden Lane, Bellaghata E.M.Bypass, Kolkata-700010 Ph.: 033-66041503-04 E-Mail: in-kolkata-office@indoasian.com</p>
<p>DELHI 721-722, 7th Floor, DLF Tower B, Jasola District Centre, New Delhi-110044 Ph.: 011-30821773-74 E-Mail: in-delhi-office@indoasian.com</p>	<p>COCHIN 35/1403 B, 1st Floor, M. K. M. Building, Palarivattom, Cochin-682025 Ph.: 0484-4055581-88 Fax: 0484-4055589 E-Mail: in-cochin-office@indoasian.com</p>	<p>GOA No. 606, 6th Floor, Unitech City Center, M.G. Road, Panjim, Goa-403501 Ph.: 0832-2420934, 9422445501 E-Mail: in-go-a-office@indoasian.com</p>	<p>PUNE Rajadwar Building, 4th Floor, 1307, Shivaji Nagar, Off. J. M. Road, Pune-411005 Ph.: 020-60500440, 60502255 Fax: 020-25520659 E-Mail: in-pune-office@indoasian.com</p>	
<p>JAIPUR 433, Ganpati Plaza, M. I. Road, Jaipur-302001 Ph.: 0141-4113528 E-Mail: in-jaipur-office@indoasian.com</p>	<p>COIMBATORE D. No. 83, Dr. Nanjappa Road, Coimbatore-641018 Ph.: 0422-2302715 Fax: 0422-2302715 E-Mail: in-coimbatore-office@indoasian.com</p>	<p>INDORE C-18, Block B, New Siyaganj Market, Indore-452007 Ph.: 0731-4064064, 8889211108 Fax: 0731-4064064 E-Mail: in-indore-office@indoasian.com</p>	<p>SURAT 306, Golden Point, Ring Road, Surat-395003 Ph.: 0261-3990890, 9825224054 E-Mail: in-surat-office@indoasian.com</p>	
<p>LUCKNOW 301, Chintel House, Station Road, Lucknow-226001 Ph.: 0522-4013210 TeleFax: 0522-4013210 E-Mail: in-lucknow-office@indoasian.com</p>	<p>CHENNAI No. 5, Mahalingapuram Main Road, Nungambakkam, Chennai-600034 Ph.: 044-28172096, 28170527 E-Mail: in-chennai-office@indoasian.com</p>			
	<p>HYDERABAD 312, 3rd Floor, Amrutha Estates, Himayath Nagar, Hyderabad-500029, Ph.: 040-66742425-29 E-Mail: in-secunderabad-office@indoasian.com</p>			

IA/Caretron/09-15/5000

WARRANTY:

IA products carry a warranty against manufacturing defects, subject to use of the product for the right application, with correct wiring/connection and normal operating conditions. Please refer to detailed Indo Asian warranty policy effective 1st April 2008.

MCBs 36 months*
Isolators 36 months*
RCCBs 18 months*
DBs 2 months*

*From the date of manufacture.